

---

**5 0566-**

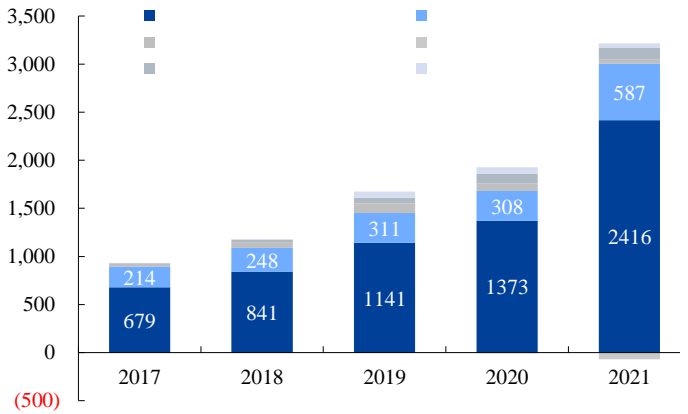
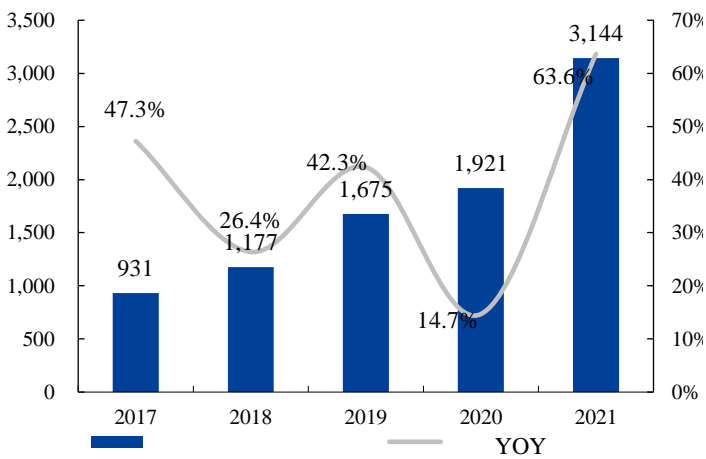
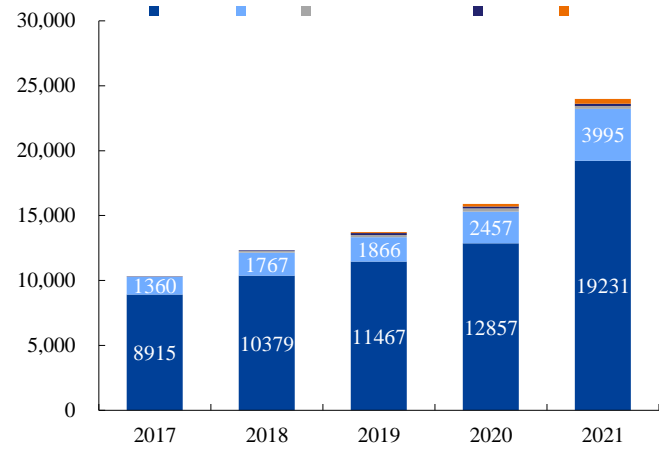
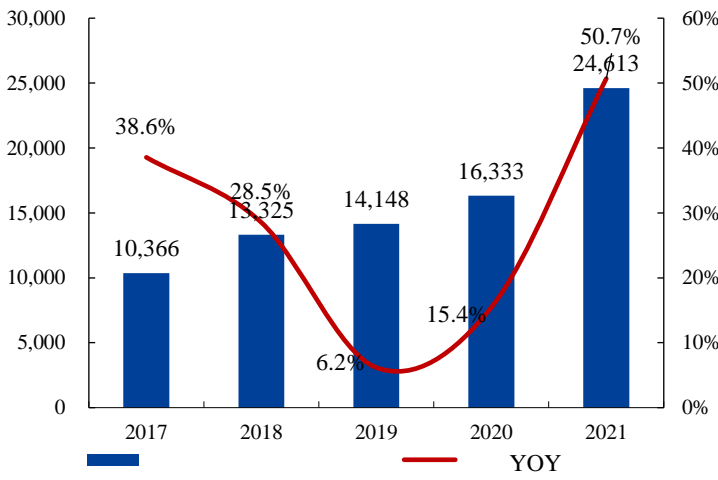




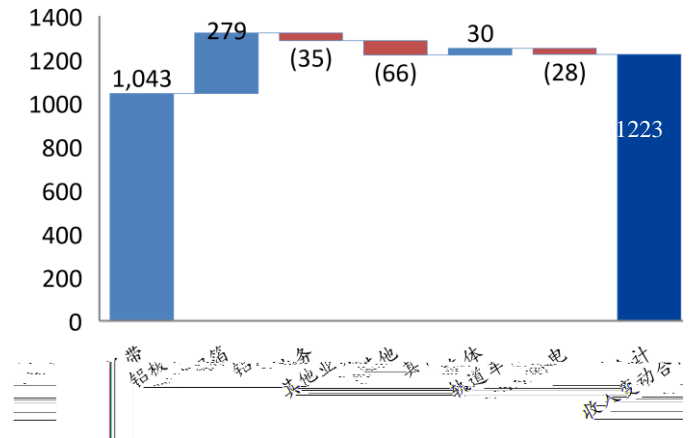
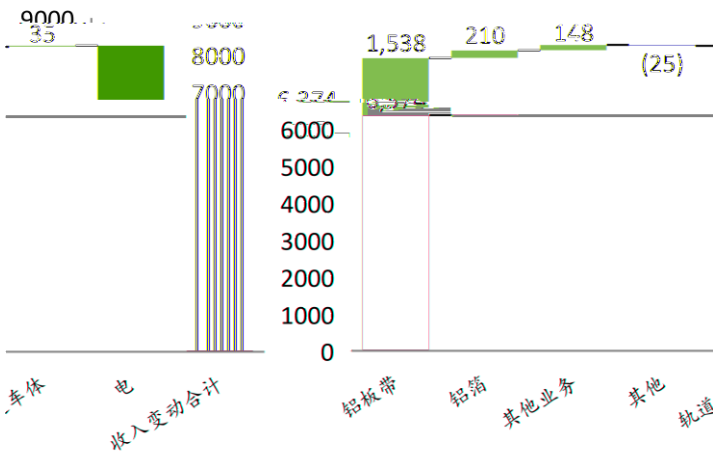
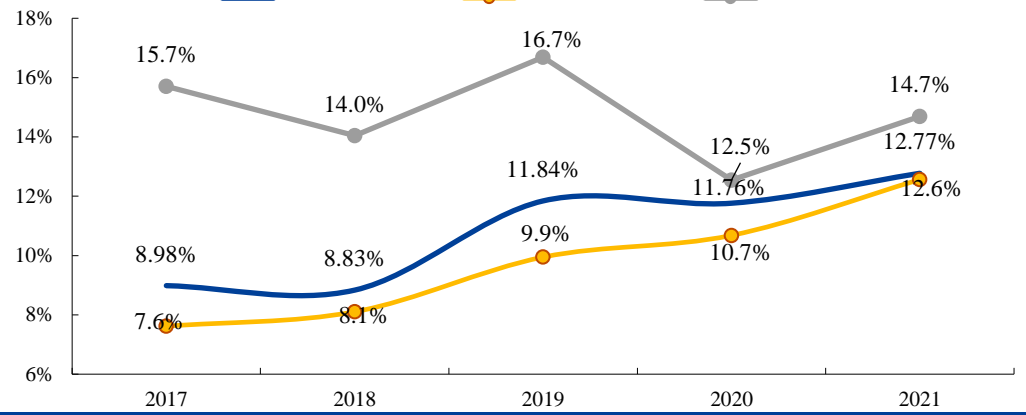




%



01-66

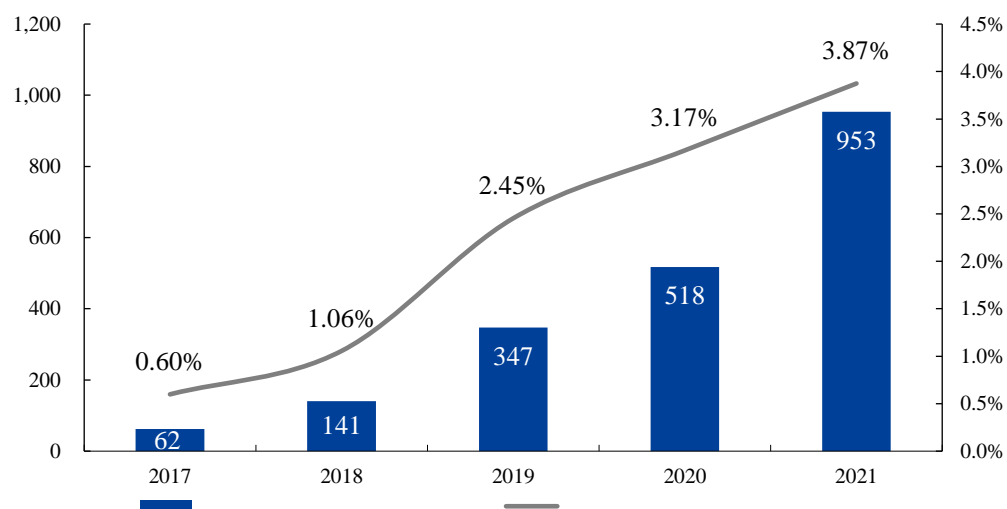


分季度毛利	单位	2020Q1	2020Q2	2020Q3	2020Q4	2021Q1	2021Q2	2021Q3	2021Q4
销量小计	万吨	18.3	25.6	26.5	27.8	28.3	29.9	29.4	31.9
铝板带箔	万吨	18.1	25.4	26.2	27.5	28.1	29.5	29.0	31.5
销量同增	%	-	-	-	-	54.6%	16.3%	10.5%	14.2%
铝型材	万吨	0.1	0.2	0.2	0.3	0.3	0.4	0.4	0.4
销量同增	%	-	-	-	-	78.2%	71.0%	90.3%	62.0%
营业收入	百万元	3035.6	4117.8	4370.6	4809.4	4887.0	5871.7	6290.8	7563.1
收入同比	%	-10.8%	18.3%	22.0%	30.7%	61.0%	42.6%	43.9%	57.3%
营业成本	百万元	2744.1	3522.7	3720.0	4425.2	4279.6	4927.4	5295.5	6966.1
成本同比	%	-9.5%	15.1%	19.1%	35.8%	56.0%	39.9%	42.4%	57.4%
毛利润	百万元	291.6	595.0	650.6	384.2	607.4	944.4	995.3	597.0
毛利同比	%	-21.8%	41.5%	41.3%	-8.9%	108.3%	58.7%	53.0%	55.4%

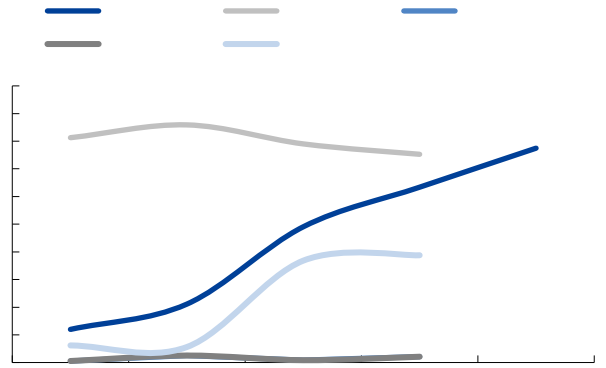
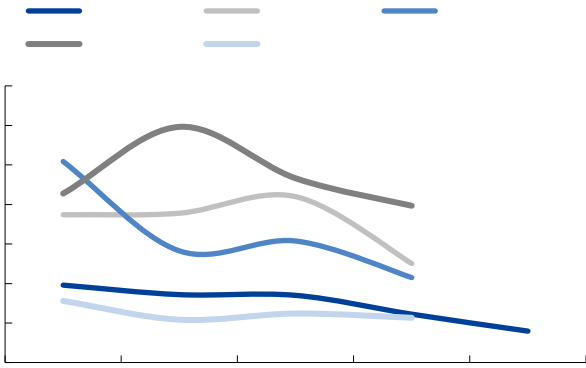
## 1 10

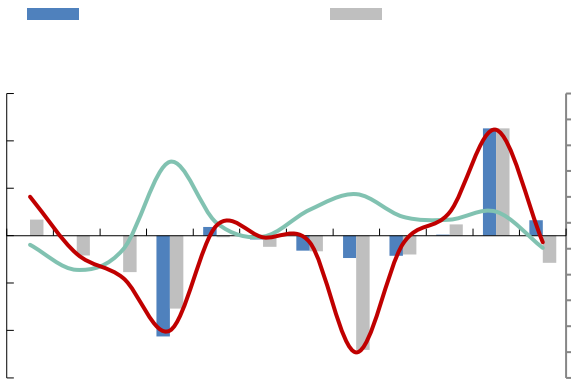
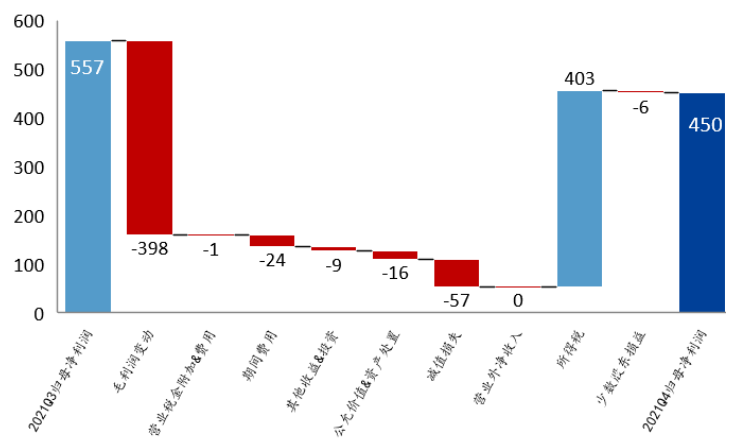
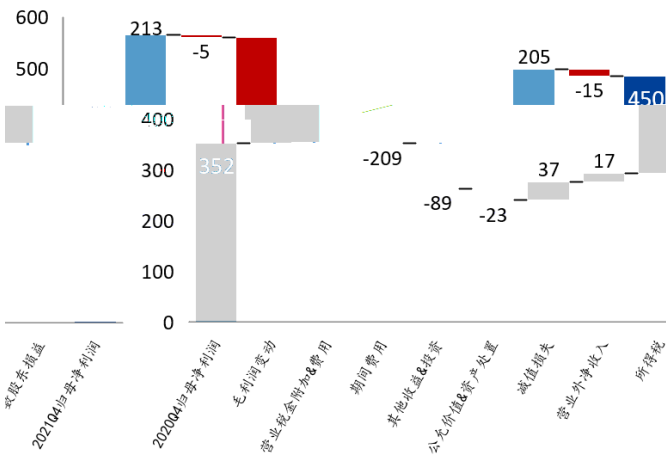
明泰铝业	2017	2018	2019	2020	2021
直接材料	13399	13367	12064	13576	12234
其中：铝锭	12899	12948	11629	12704	11210
合金	475	332	246	285	535
铝型材	26	86	190	587	490
直接人工	332	275	278	273	260
制造费用	1660	1607	1688	2024	2176
其中：折旧	307	264	288	333	326
电力	178	254	294	371	472
燃气	75	107	100	119	187
物资消耗及其他	1100	982	1006	1202	1192
非工业成本	-415	735	473	-1167	4073
单位成本合计	14976	15983	14503	14706	18743
单位毛利	<b>1478</b>	<b>1549</b>	<b>1948</b>	<b>1961</b>	<b>2745</b>
剔除直接材料后成本	1577	2617	2438	1130	6509
剔除非工业成本	1992	1882	1965	2297	2436

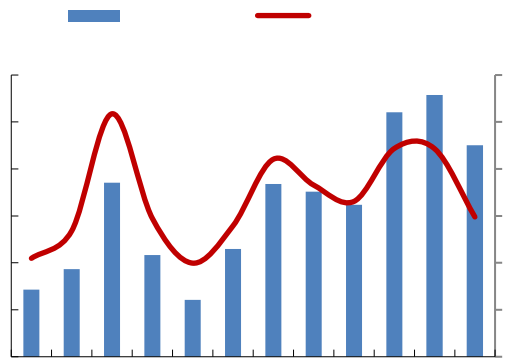
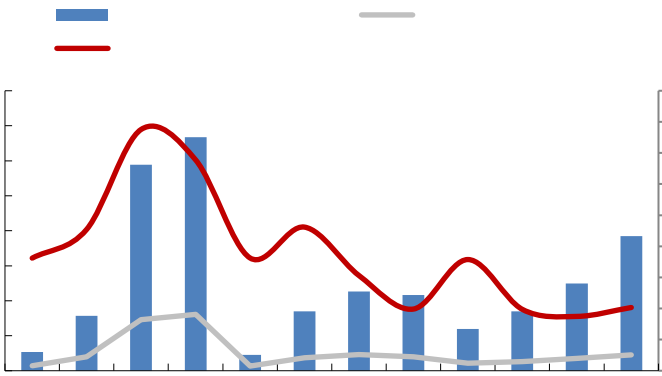
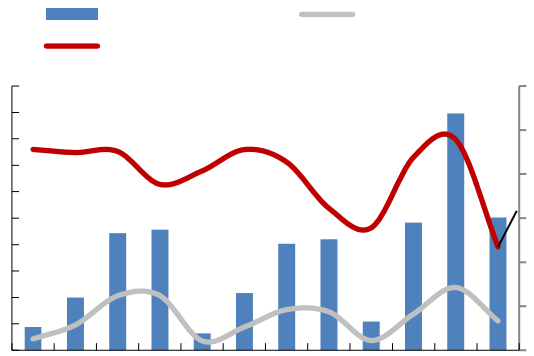
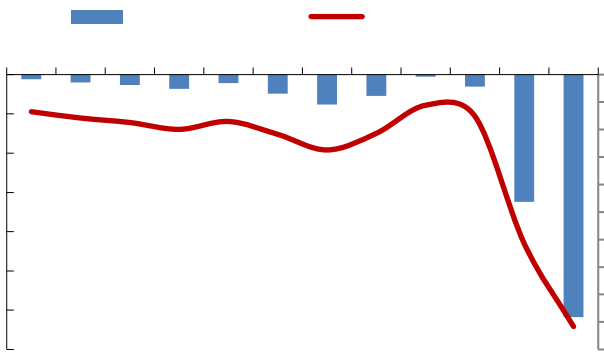


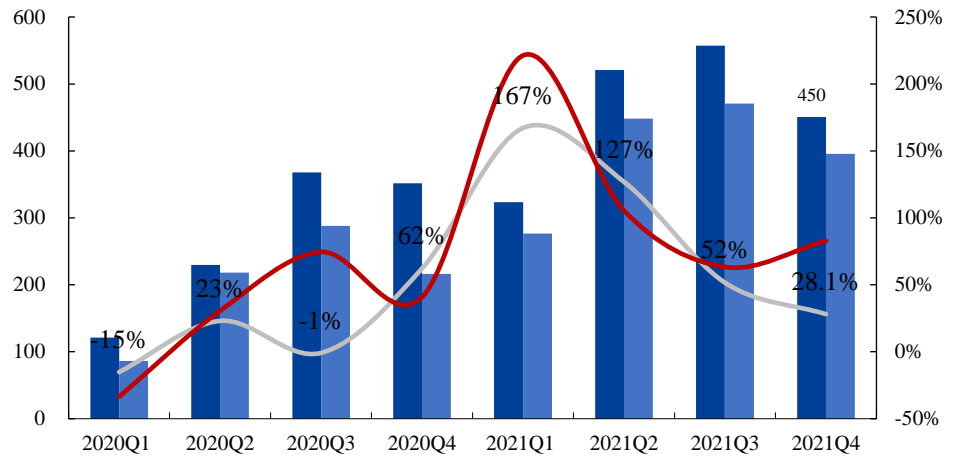


研发费用	2017	2018	2019	2020	2021
物料消耗	45.38	117.03	313.75	463.43	868.43
职工薪酬	11.00	15.78	22.81	30.64	49.28
折旧摊销	4.73	5.24	6.14	7.45	9.76
其他	0.96	2.64	4.40	16.09	26.01
合计	62.08	140.70	347.09	517.61	953.48





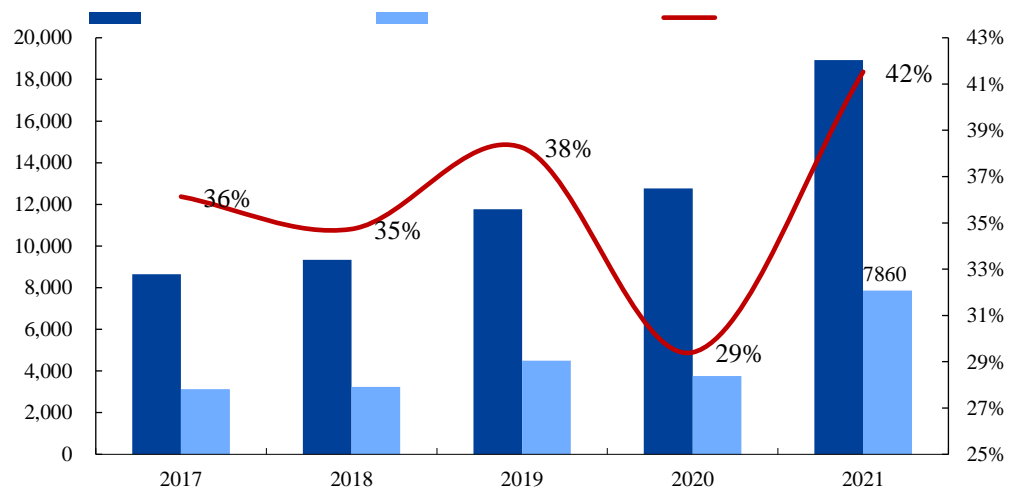




1 10

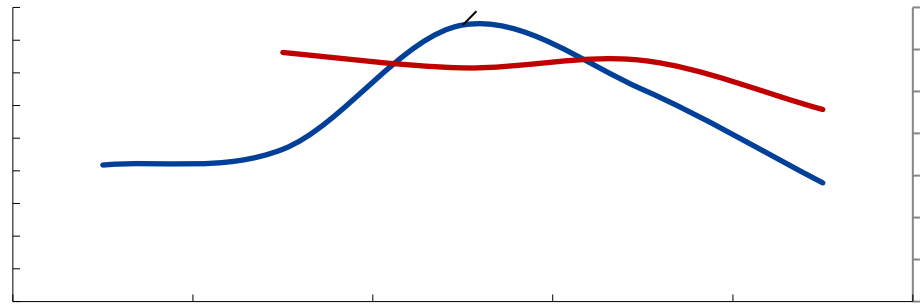
18

31

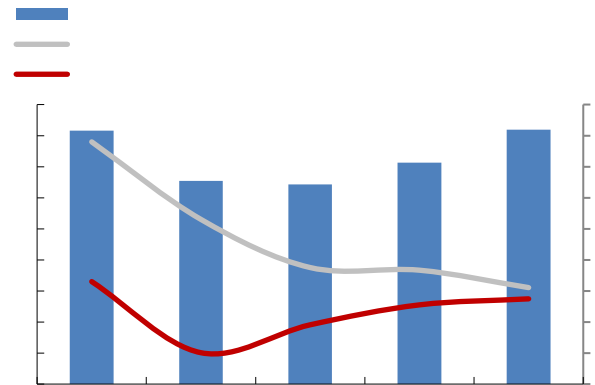
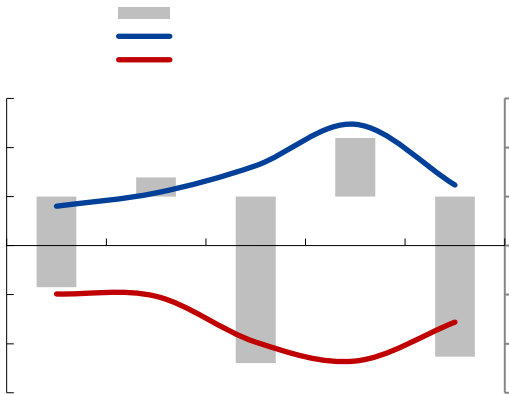
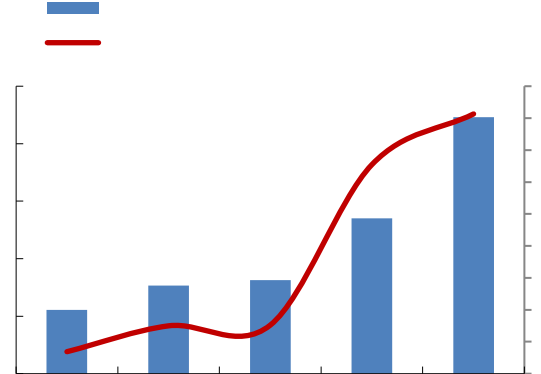
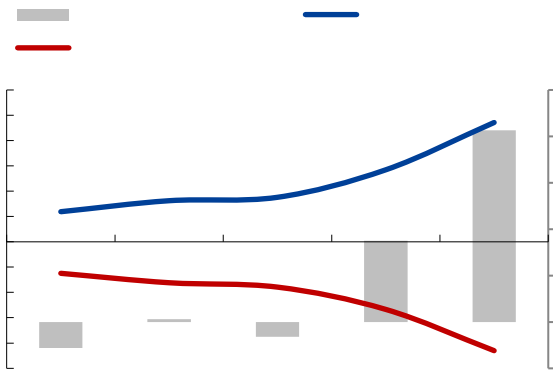


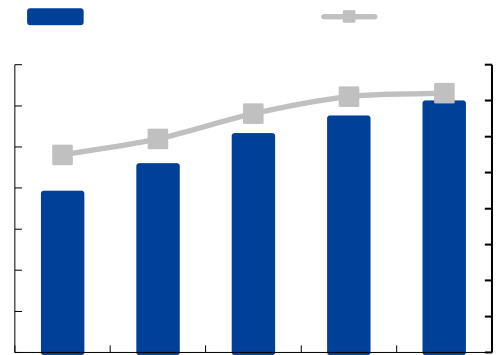
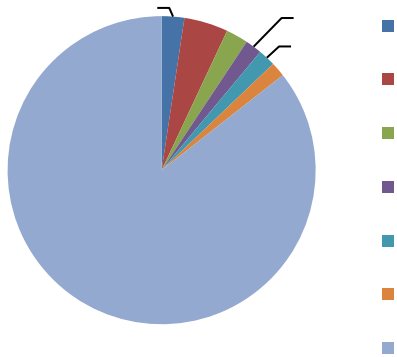
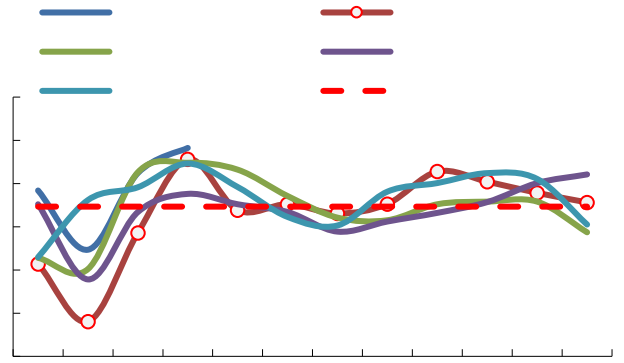
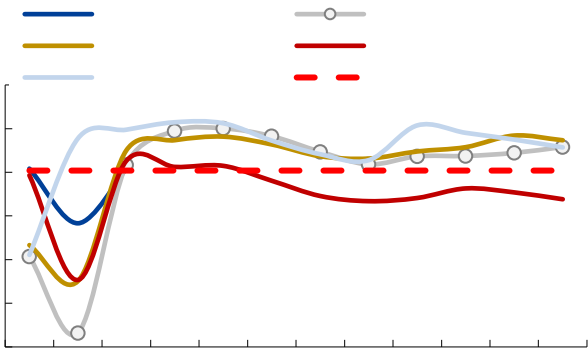




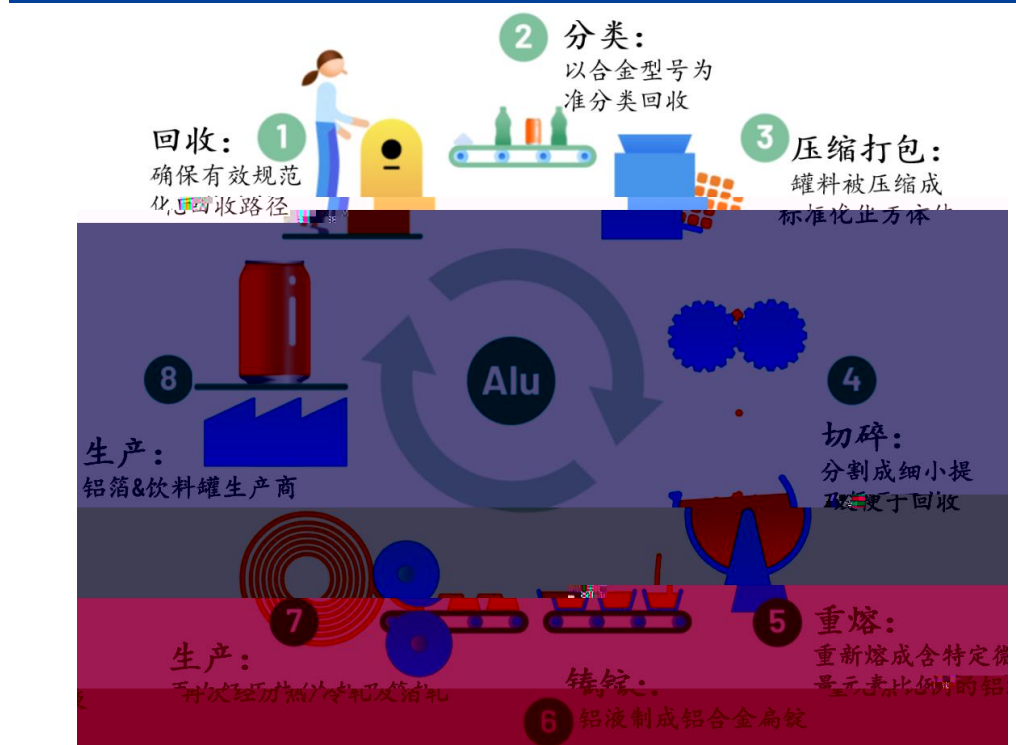


明泰铝业	2017	2018	2019	2020	2021	2021Q3	2021Q4	2020Q3	2020Q4
毛利率	9.0%	8.8%	11.8%	11.8%	12.8%	15.82%	7.89%	14.89%	7.99%
净利率	3.6%	4.0%	7.0%	6.7%	7.7%	8.86%	5.96%	8.41%	7.31%
总资产周转率	1.20	1.43	1.20	1.28	1.30	0.38	0.40	0.34	0.38
ROA	4.26%	5.65%	8.36%	8.55%	9.99%	3.36%	2.38%	2.90%	2.75%
权益乘数	1.57	1.53	1.62	1.42	1.71	1.56	1.71	1.57	1.42
ROE	6.67%	8.66%	13.54%	12.11%	17.08%	5.25%	4.07%	4.56%	3.90%





70万吨绿色新型铝合金材料项目		产能（万吨）	项目简介	至2022年3月进度
合计产能		70.0	项目计划年产70万吨新型铝合金材料，包括锂电池用铝材、汽车用板带材、罐体罐盖料等。项目建设期为2年，总投资为447,314万元，项目达产后，运营期平均净利润为70,515万元。拟采用的工艺流程为：半连续铸造扁锭—热轧—冷轧—精整—检查包装入库	项目中再生铝产线2台瓦格斯塔夫铝合金扁锭铸造机已建成，1+4热连粗轧生产线、六辊冷轧机等设备预计将于2022年6月前建成
其中：动力电池料		10.0		
电池铝箔坯料		10.0		
铝塑膜坯料		5.0		
汽车板坯料		10.0		
罐体料		20.0		
罐盖料		5.0		
5052氧化带		5.0		
5052板材		5.0		



%

**1 11 1 13**

**15-32 23-08 27-73**



